

# Learning Organiser: Living on a Prayer

Ukulele

Year 5



A Rock song about hope, perseverance and love.



1. Understand tempo, sing and play in time.

2. Learn the song.  
Dynamics and instruments.

3. Learning to play song.  
Song Structure.

4. Learning parts by ear and with notation.


5. Rehearse.

6. Perform with a leader.



## Vocabulary

Rock  
Instrumental solo  
Amplification  
Vocals  
Hook  
Backing  
Distortion  
Lyrics  
Ensemble



## What do we know?

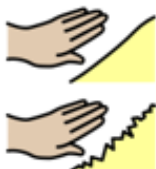


**We know how** to play in time (Y2)

**We know why** we need to listen and follow musical instructions from a leader (Y2)

**We know how** to rehearse by ear and using notation (Y4)

## Big Ideas



Texture



Timbre

## Forever Facts



**Know that** Rock music has a heavy backbeat, combined instrument parts and vocals.



**Know how** to play a stringed instrument and use notation to record.



**Know why** we need to coordinate parts, listen and rehearse for an ensemble performance.

## Where will it go?

### Showcase

Performance – Learn, play and rehearse to perform a Rock song.

A theme-song from a popular 90s television programme.



## Vocabulary

Rap  
Bar  
Hip Hop  
Backing Loop  
Scratching  
Percussion Breaks  
Call and Response

## What do we know?

- We know how** to describe how music makes us feel (Y4)
- We know why** music involves tempo and pitch (Y2)
- We know that** music has a steady beat and rhythms (Y2)

2. Understand Hip-hop (and Rap) genre and style indicators.

2. Vocal techniques.


3. Rhythm or beat?



4. Hook.

5. Dynamics

6. Compare using musical language.



## Big Ideas



Rhythm



Timbre

## Forever Facts



**Know that** Rap and Hip-hop songs have style indicators and can include social commentary.



**Know how** we describe music using musical vocabulary (structure, instruments, dynamics.)



**Know why** music is composed in certain ways to have an effect on the listener.

## Where will it go?

### Showcase

Compare two Rap/Hip-hop songs



A song about dancing your troubles away!



## Vocabulary

Soul  
Motown  
Cover  
Improvisation  
Notation  
Composing  
Instrument Part  
Riff  
Scale

## What do we know?

**We know that** an ensemble plays together in time (Y2)

**We know why** music involves tempo and pitch (Y1)

**We know how** to improvise and compose within simple structures (Y4)

## Big Ideas

3. Learn the song and recognise instrument parts.

2. Play instrument – F G A D and recognise song structure.

3. Play instrument - following notation.

4. Play instrument – improvising and beginning to compose.

5. Play Instrument – Compose and record using treble stave.

6. Perform composition and reflect.

## Forever Facts

★ **Know that** some music is composed to encourage movement and dance.

★ **Know how** to record a composition, recognising the connection between sound and symbol.

★ **Know why** we need to consider different music elements when composing (pulse, rhythm, pitch and varying dynamics.)

Structure

Pulse

## Where will it go?

### Showcase

Composition – Compose a melody, song or performance to encourage dancing.

