

Learning Organiser: *Cooking*

Year One



Vocabulary

rub/ roll
spread
pastry
select
dish
ingredients
prepare



What do we know?

- *Know how to chop salad.
- *Know why it is important to use tools safely.
- *Know how to make healthy food choices.



2. What dishes have we prepared before?



3. Work with Mel to make fruit salad for school dinners.




4. What do people eat for Afternoon Tea? Research advertisements, menus and ingredients. Create a class shopping list.



5. Look at our shopping list for our class Afternoon Tea- which part of the world do the ingredients come from?

6. Design advertisements and a menu for your class Afternoon Tea. Invite special guests.

7. Plan, prepare and enjoy your class Afternoon Tea! How many stars did your special guests give you in their review?



Big Ideas

Innovation



Design



Forever Facts



Know that chefs use the basic principles for a healthy and varied diet to prepare dishes.



Know how to select from and use a widening range of ingredients and utensils.



Know why different food comes from different places (link to geography)

Writing Opportunity/ies

Shopping lists, posters, menus

Where will it go?

Showcase

School Dinners: Fruit Salad

Class: High Tea

Learning Organiser: 3D Products Year One



Vocabulary

net
safe
secure
structure
packaging
advertise
evaluate

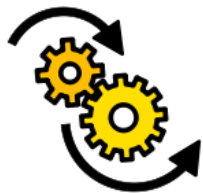


What do we know?

- *Know why it is important to safely use and explore a variety of materials, tools and techniques.
- *Know that you can experiment what with things are made from, what they look like and how they work.
- * Know how to share creations, explaining the processes used.

Big Ideas

Function



Design



2. Can you fold a piece of paper and make it move? Paper aeroplane exploration.



3. How else can we use paper to make something move?
Pop up card challenge.

4. Why are paper products used for food packaging?
Explore a range of food packaging, examining what it is made from, how it is designed and how it is made.




5. Food packaging challenge;
Design your food packaging to safely hold and advertise your food product e.g. sandwich box/cupcake box. Explore a range of nets to decide which shape is best.

6. Make your food packaging. Add your lettering and design. Fold and attach parts securely to make a 3D paper container.



7. Evaluate your food packaging. Does it safely hold your food product? Is it colourful and attractive for customers?



Forever Facts



Know that you can fold paper and card to build 3D structures and make parts that move.



Know how structures can be made stronger, stiffer and more stable.



Know why paper products are used in packaging design.

Writing Opportunity/ies
Packaging design and labelling

Where will it go?

Showcase

Food Packaging

Pop Up Card

